

Year 1 Animals Including Humans

- About Animals



Understand what animals need in order to grow



Know where birds live and what they need



Explore how animals need to be cared for differently



Discover how an animal's offspring is the same as its parent




Identify a variety of animals including fish, amphibians, reptiles, birds, and mammals



Identify a variety of common animals that are carnivores, herbivores, and omnivores

Scientific Enquiry Covered	Rocket Words Covered	Name of Task / Tasks	Resources Needed	National Curriculum Reference	Summative Quiz Questions
Identifying and classifying	food, water, shelter, air, energy	Pass the Puppy. Group pets into animals you would need to keep outside and animals you would keep inside.	<i>Pass the Puppy Toy dog/puppy</i> Page 1 of <i>Handout Indoors or Outside?</i> Page 2 of <i>Handout Animal Adjectives</i>	Pupils should use the local environment throughout the year to explore and answer questions about animals in their habitat. They should understand how to take care of animals taken from their local environment and the need to return them safely after study.	Which pet lives in a home? Pets need to be cared for. They need {{food}} and they need {{warmth}}. Pets need to be cared for. Place the most important thing a pet needs at the top of the list. Place the least important thing a pet needs at the bottom of your list. Where do these animals normally live if they are kept as pets? Sort the items into the right column.
Use observations and ideas to suggest answers to questions	bird, nest, build, mud, grass	Make a Bird Feeder.	Making a Bird Feeder Plastic bottle Wooden dowel / pencils Scissors, Push Pin, String Bird Seed, Lard / peanut butter / suet (optional) On The Menu , Selection of nuts and seeds, Weighing Scales	- identify and name a variety of common animals including fish, amphibians, reptiles, birds and mammals	Birds build {{nests}} for their chicks. Birds sometimes use _____ to build their nests. Are these bird nests or animal dens? Are these nests or bird feeders? Are these nests in trees or on the ground?
Grouping and classifying	pet food, kennel, snake, ferret, iguana	Create a poster explaining all the different things you need to do and give your animals and pets the proper care they need.	<i>Animal Care Poster</i> , Paper Coloured pens, <i>images to cut and stick</i> , scissors, glue. <i>Fur Exploration</i> , Handout, <i>Making Dog Biscuits</i> , Baking paper, Mixing bowl, Measuring jug, Fork, Rolling pin, Cookie cutters, Baking trays, Water, Beef, stock cubes, Wholemeal flour, Eggs	Understand how to take care of animals taken from their local environment and the need to return them safely after study.	Dogs owners feed their pets Select... . Picture sort. Sort the job into priority order with the most important job listed at the top. A dog's home is called a..? Every day dogs need to be..?
Grouping and classifying	kitten, puppy, offspring, newborn, care	Discover why babies look like their parents!	<i>Monster Breeding</i> Handout <i>Building a Bird's Nest</i> Sticks Leaves Straw String etc.	Describe and compare the structure of a variety of common animals (fish, amphibians, reptiles, birds and mammals including pets)	True or false: A baby cat is called a puppy. What is the offspring of a cat called? If both {{parents}} have blue eyes, the colour of their child's eyes is likely to be {{blue}}. Which of these are baby animals (offspring) and which are adult animals? How does a mummy cat clean her kittens?
Identifying and classifying	fish, amphibian, reptile, mammal, class	Find out the measurements of a crocodile or alligator and then draw or model it.	How big is that croc? Measuring tape, Cardboard, Tissue Paper, Pens, Pencils PVA glue Identifying Animal Types Card, Pencils, Grids, Handout	- identify and name a variety of common animals including fish, amphibians, reptiles, birds and mammals - describe and compare the structure of a variety of common animals (fish, amphibians, reptiles, birds and mammals including pets)	An {{amphibian}} is an animal that starts life in water and later can live on land. An animal which suckles its young on milk is called a {{mammal}}. True or false: A crocodile is a reptile. A snake is a reptile. There is a snake called a boa constrictor who wrap themselves around their prey (the animal they want to eat), squeezes it until it is dead, then...what? True or false: There are over 32,000 types of fish. Which of these are fish and which of these are mammals?
Observing closely using simple equipment	carnivore, herbivore, omnivore, identify, predator	Find examples of herbivores, omnivores and carnivores.	Classifying Animals Types A4 paper cut into quarters to make small cards.	- identify and name a variety of common animals that are carnivores, herbivores and omnivores	Birds build {{nests}} for their chicks. Birds sometimes use _____ to build their nests. Are these bird nests or animal dens? Are these nests or bird feeders? Are these nests in trees or on the ground?



Year 1 Introduction to Plants



Understand what a plant needs in order to grow well



Know the basic parts of a plant



Understand that some food is grown as a crop on a farm



Know about different arable crops grown by farmers





Understand the difference between an evergreen and deciduous plant



How plants change over time

Scientific Enquiry Covered	Rocket Words Covered	Name of Task / Tasks	Resources Needed	National Curriculum Reference	Summative Quiz Questions
Observe closely to see how plants grow in different conditions	plant, soil, water, light, seed	The Planting Challenge.	Handout cress seeds pots or plastic cups soil	- Identify and describe the basic structure of a variety of common flowering plants, including trees - become familiar with common names of flowers, examples of deciduous and evergreen trees, and plant structures (including leaves, flowers (blossom), petals, fruit, roots, bulb, seed, trunk, branches, stem).	What is a seed? True or false: Some redwood trees grow almost 100 metres tall. That's about 100 children your age standing on each other's heads! Which of these are plants? Complete the statement: Plants need {{water}}, {{light}} and nutrients (good foods that keep them {{healthy}}). Just like us! Which of these foods are plants?
Observe closely and use simple scientific words	flower, leaf, branch, root, stem	Observe a plant closely and create a drawing or painting of it.	Drawing a Plant Handout	- Identify and describe the basic structure of a variety of common flowering plants, including trees	Which of these have lots of seeds inside them, which have only one seed? An acorn is the seed of an..? Which of these are parts of a plant? Complete the statement: How does a seed turn into a plant? If you put it in {{soil}}, {{water}} it and place it in a {{light}}, warm place, it will usually start to sprout into a baby plant. What would grow from a sunflower seed?
Identifying and classifying	orchard, poultry farm, grain farm, dairy farm, citrus farm	Farmer's Market Handout, Fake Coins, Soft/plastic food items Crop Investigation Sample vegetables /crops, Magnifying glasses, Paper, Pencils, Colouring pencils/paint, Knife	Play the market-place game to buy some crops and produce from local farms.	- Identify and describe the basic structure of a variety of common flowering plants, including trees	Which plants are grown on a citrus farm? Which of these are grain and which are root vegetables? Which breakfast drink is made from a citrus fruit? Which of these come from a dairy only farm? True or false: Eggs come from cows.
Performing Simple Tests	potato, crop rotation, sugar beet, barley, arable	Growing Grass from Seed in variable conditions	Growing Grass from Seed, Two containers per pair (shallow plastic or plastic cups), Grass seed Soil / compost, Plant food, Water, KS1 Investigation Sheet	- Identify and describe the basic structure of a variety of common flowering plants, including trees	Complete the statement: {{Cereals}} are used to feed both humans and animals. {{Pigs}} mostly eat cereal crops. So do {{poultry}}. How many ways can you cook potatoes? Which of these are poultry? Which of these are farm machinery? Sort these into order.
Observing closely and using simple equipment	deciduous, evergreen, oak tree, pine tree, holly bush	Conduct a leaf scavenger hunt and make some wax crayon leaf rubbings!	Leaf Sorting Task Leaves, Leaf Rubbing , Leaves Paper, Wax crayons, Leaf Rubbing, Scavenger Hunt Leaf rubbings Handout	- Identify and name a variety of common wild and garden plants, including deciduous and evergreen trees	A deciduous tree loses its leaves in Autumn and grows new ones in the Spring. What is the seed of the oak tree? What are the names of the four seasons? True or false: Some trees stay green all the way through the Winter. Which of these are deciduous trees and which are evergreen?
Identifying and classifying	seed, seedling, young plant, adult plant, fruit	Make your own growing tree!	Make a Growing Tree Various coloured paper (brown/green) scissors, sticky tape Handout 2 - Plant Card Challenge, Scissors	- Observe the growth of flowers and vegetables that they have planted. - Keep records of how plants have changed over time, for example, the leaves falling off trees and buds opening; and compare and contrast what they have found out about different plants.	The sunlight and air help it grow into a... In the Autumn the {{leaves}} fall off trees and in the Spring the {{buds}} on the plants open. Separate the Summer and Autumn leaves. Separate the buds from the flowers. Most plants change over time and some stay the same.



Year 1 Animals Including Humans

- About Me



Learn about the senses:
sight, taste, and touch



Learn about the senses of
hearing and smell



Identify, name, draw, and
label the basic parts of the
human body



Learn about changes in
your body since you were
a baby




Understand the
importance of taking care
of your body



Show how humans mimic
nature


Scientific Enquiry Covered	Rocket Words Covered	Name of Task / Tasks	Resources Needed	National Curriculum Reference	Summative Quiz Questions
Grouping and classifying	senses, eyes, sight, taste, touch	Describe the touch and taste of different food items.	Sense Test Range of food items e.g. fruit Bowl Blindfold, Shape Drawing Challenge <i>Handout</i> / Paper, Pencil, Blindfold	- Identify, name, draw and label the basic parts of the human body and say which part of the body is associated with each sense - Pupils should have plenty of opportunities to learn the names of the main body parts (including head, neck, arms, elbows, legs, knees, face, ears, eyes, hair, mouth, teeth) through games, actions, songs and rhymes.	We see with our...? We taste with our...? We see with our {{eyes}} and we {{feel}} with our touch. True or false: Cats see better in the dark than humans. A kitten is soft. What sense would you use to find out if this was true?
Grouping and classifying	senses, ear, hearing, smell, nose	Smell Challenge.	Sensory Walk <i>Handout</i> Smell Challenge Trays/Cups Different aromatic objects (fruit, coffee, cakes, oranges, etc.) Blindfolds.	- Identify, name, draw and label the basic parts of the human body and say which part of the body is associated with each sense - Pupils should have plenty of opportunities to learn the names of the main body parts (including head, neck, arms, elbows, legs, knees, face, ears, eyes, hair, mouth, teeth) through games, actions, songs and rhymes.	Which smells are pleasant? Another word for smell is {{aroma}}. True or false: Lemons taste sweet. True or false: Dogs can find people who are lost using their sense of smell. Can you name the 5 senses?
Performing simple tests	head, organs, torso, arm, legs	Complete a test which looks for patterns between how far someone can jump, and the length of their leg.	Tape Measure Paper Pens Standing Jump Handout	- Identify, name, draw and label the basic parts of the human body and say which part of the body is associated with each sense - Pupils should have plenty of opportunities to learn the names of the main body parts (including head, neck, arms, elbows, legs, knees, face, ears, eyes, hair, mouth, teeth) through games, actions, songs and rhymes.	How many bones does an adult have? True or false: Bone marrow is hard. True or false: The elbow is a joint. True or false: Babies have less bones than adults. After you are born your bones grow until you are in your {{early twenties}}. There are {{80}} bones in your backbone.
Observe changes over time.	baby, food, grow, hair, teeth	Track how you have changed over time by using photos old and new!	<i>Growing Up</i> Photos (parents may need contacting in advance), Camera <i>Handout</i> , <i>Cress Head</i> Cress seeds, Compost Big pot to mix seeds and compost, Trowel, Tights or pop socks, Scissors, Plant pots, Markers, Watering can	- Using their observations to compare and contrast animals at first hand or through videos and photographs, describing how they identify and group them; grouping animals according to what they eat; and using their senses to compare different textures, sounds and smells.	Picture sorting exercise. Who checks a baby when they are born? True or false: Babies have teeth when they are born.
Grouping and classifying	exercise, cleanliness, healthy, food, rest	Group and classify by creating your own hot school dinner menu for a week.	Handout Glue Scissors	- Using their observations to compare and contrast animals at first hand or through videos and photographs, describing how they identify and group them; grouping animals according to what they eat; and using their senses to compare different textures, sounds and smells.	Exercise is so important because it keeps us...? To keep clean we need to {{wash}} our bodies and {{hair}} and {{clean}} our teeth. What do we need for washing? Choose which of these activities will keep you healthy. When we get enough sleep and eat the right foods our body and senses are more alert and responsive. Which of these sentences are true?
Using observations and ideas to suggest answers to questions	mimic, design, burr, designer, sonar	Design a piece of bicycle equipment, which is inspired by nature.	Handout	- Pupils should use the local environment throughout the year to explore and answer questions about animals in their habitat. They should understand how to take care of animals taken from their local environment and the need to return them safely after study.	True or false: There is a train that has a nose that looks like the beak of a kingfisher bird. People who come up with ideas for new things are called...? In 1912, a huge ship called the {{Titanic}} sank after hitting an {{iceberg}}. Where could you find a hook and loop fastener? True or false: Designers get many of their ideas from nature.



Year 1 Seasonal Changes



Recognise different types of weather



Learn about clouds and rainfall



Recognise the different types of cold weather



Explain how to keep safe during thunderstorms




Look at different types of weather and how it affects places on Earth



Identify the four seasons

Scientific Enquiry Covered	Rocket Words Covered	Name of Task / Tasks	Resources Needed	National Curriculum Reference	Summative Quiz Questions
Using observations and ideas to suggest answers to questions	weather, cloudy, rain, sunny, temperature	Observe the changes which happen with solutions over a period of time. Weather forecasting.	Weather Forecasters Handout - page 1-2 Weather Detectives Presentation video Handout - page 3-4 scissors glue	- Observe and describe weather associated with the seasons and how day length varies - Pupils should observe and talk about changes in the weather and the seasons.	What does the expression 'it's raining cats and dogs' mean? What two types of weather must be happening at the same time for a rainbow appear in the sky? In hot weather you need to wear a sun hat, {{sunglasses}} and sun {{cream}}. These protect you from getting {{burnt}} by the Sun. Name some reasons why we need rain? What is rain?
Using observations and ideas to suggest answers to questions	cloud, droplet, sky, sleet, flood	Create your own rain dance!	Instruments i.e. rain stick, beads/rice in a tube	Pupils might work scientifically by: making tables and charts about the weather; and making displays of what happens in the world around them, including day length, as the seasons change.	True or false: Clouds are made of big drops of water or ice. When there are a lot of clouds about and they are mostly grey, what do you think is on its way? Which of these would you use in rainy weather and which would you use in sunny weather? Why is it a good idea to collect rainwater in a big tub called a water butt in the garden? Complete the statement: Clouds are a collection of tiny {{water}} droplets that have joined together in the {{sky}}. They are all sorts of shapes and {{colours}}.
Using observations and ideas to suggest answers to questions	snow, blizzard, flurry, hail, ice	Match the cold weather and make a cold weather collage!	Match the Cold Weather Handout Cold Weather Collage craft materials bubble wrap cotton wool glue scissors colour pens/pencils	- Pupils should observe and talk about changes in the weather and the seasons.	A very windy snowstorm with lots of snow is called a...? Which of these clothes are suitable for a snowy day? Complete the statement: Hailstones are made in very high clouds where the air is {{very cold}}. The water in the clouds {{freezes}} and makes hailstones. Hailstones can fall during a cold Winter or during a {{thunderstorm}}. True or false: People called Inuit sometimes build little houses out of ice and snow called igloos. Every snowflake is..?
Performing simple tests	thunderstorm, thunder, lightning, safety, shelter	Weather role play!	Suitable space for role-play activity	- Observe and describe weather associated with the seasons and how day length varies - Pupils should observe and talk about changes in the weather and the seasons.	What is thunder? Where is it safe to go during a thunderstorm? True or false: Frozen rain is called hail. Which of these are pictures of thunderstorms? Complete the statement: Hailstones are frozen balls of {{ice}} which fall sometimes during a thunderstorm. The clouds would be very {{cold}} to produce hail. Hailstones can be as small as {{peas}} or even as large as golf balls!
Gathering and recording data to help in answering questions	desert, rainforest, temperate, affect, humidity	Build a weather vane.	Wind Vane, Paper plates, Scissors, Cardboard, Straw, Straight pin, Pencil with eraser, Modelling clay, Glue Compass (could be a physical one or a electronically generated one - for instance, on a tablet), Crayons, pencils, pens, Handout	- Observe and describe weather associated with the seasons and how day length varies - Pupils should observe and talk about changes in the weather and the seasons.	When the {{Sun}} rises it affects everything it shines on. The air gets {{warmer}} and the temperature goes up. What can you use to measure the temperature outside (how hot or cold it is)? What is a desert? True or false: Rainforests are hot and wet places. When the air is hot and wet this is called humidity. Which of these things moves in a little wind?
Using observations and ideas to suggest answers to questions	Spring, Summer, Autumn, Winter, seasons	Make a tree of all seasons.	Tree of Four Seasons Two copies of the Handout Scissors, Crayons or colouring pencils, Dressing for the Season, Paper, Colouring pencils or pens, Magazine or catalogue clippings (clothes from different seasons) Scissors	- Observe changes across the 4 seasons	Name the four seasons of the year. Which is the coldest season of the year in the UK? Which pictures were taken in the Spring in the UK, and which were taken in Winter of the UK. True or false: There are some parts of the world in which it never snows. True or false: Earth takes one month to go around the Sun.



Year 1 Exploring Everyday Materials




Identify the material objects are made from



Describe some simple physical properties of materials



Group together materials by their physical properties



Explore everyday materials which are opaque or transparent





Know the story of Wilbur and Orville Wright



Explore everyday materials which are absorbent or non-absorbent

Scientific Enquiry Covered	Rocket Words Covered	Name of Task / Tasks	Resources Needed	National Curriculum Reference	Summative Quiz Questions
Identifying and classifying. Gathering and recording data to help in answering questions.	glass, plastic, metal, cardboard, wood	Use a 'Venn Diagram' to organise objects depending on the material they are made from.	Venn Materials Range of objects made from different materials 'Hula Hoops' (optional) Handout (optional)	- Distinguish between an object and the material from which it is made - Identify and name a variety of everyday materials, including wood, plastic, glass, metal, water, and rock	Ceramic tiles are made of Select... . You can buy them in all sorts of Select... . You may have some in your kitchen or bathroom on the Select... . Which of these are made of fabric and which of these are made of metal? What does 'brittle' mean? Which of these would be the best material to make a swing out of? What does 'pull' mean?
Identifying and classifying; Observing closely using simple equipment	twist, transparent, opaque, sponge, squeeze	Exploring everyday materials!	Properties of Materials Paperclip, sponge paper, tennis ball or similar rubber band, pencil, small cup a water, These can be arranged around the room or put as a pile on each table. <i>Handout</i>	- Describe the simple physical properties of a variety of everyday materials - Compare and group together a variety of everyday materials on the basis of their simple physical properties	What does opaque mean? Which of these things are made of paper? What materials can a spoon be made of? How often should you clean your teeth? True or false: A sponge will soak up water.
Classifying Materials	light, flexible, float, sink, rigid	Sort materials and take the Silly Sally challenge!	Materials Sort A range of objects Handout Silly Sally Challenge Handout	- Compare and group together a variety of everyday materials on the basis of their simple physical properties - Explore, name, discuss and raise and answer questions about everyday materials so that they become familiar with the names of materials and properties such as: hard/soft; stretchy/stiff; shiny/dull; rough/smooth; bendy/not bendy; waterproof/not waterproof; absorbent/not absorbent; opaque/transparent. Pupils should explore and experiment with a wide variety of materials	What does 'waterproof' mean? Is cloth rigid or soft? Which of these items are waterproof? Put these items into groups based on their colour. Complete the statement: The lid of a {{sandpit}} needs to be rigid and {{waterproof}} so that water does not get into the sand and make it {{wet}}. Sand is not waterproof.
Performing simple tests	translucent, clear, transparent, frosted, opaque	Transparent, translucent or opaque investigation.	Opaque/Transparent Investigation, White paper Torches, Shapes cut from card (square, triangle, star, circle), Spring clothes peg or strong paperclip, Book, Objects made of transparent, translucent and opaque materials, <i>Handout</i>	- Compare and group together a variety of everyday materials on the basis of their simple physical properties - Explore, name, discuss and raise and answer questions about everyday materials so that they become familiar with the names of materials and properties such as: absorbent/not absorbent; opaque/transparent. Pupils should explore and experiment with a wide variety of materials	The window in many bathrooms is...what?..so that light can pass through, but people cannot see in. A brick wall is ...what?.. so that you cannot see through it at all. True or false: A tree trunk is opaque. True or false: The human body is transparent. True or false: A car windscreen is translucent.
Performing simple tests	aeroplane, flight, Wilbur Wright, Orville Wright, design	Fly different paper aeroplanes, and time how their flights, to choose the best design.	<i>Paper Aeroplane Testing</i> A4 paper, Tape measure Stopwatch, Safe space in which to throw paper planes <i>Aeroplane Drag Challenge</i> A4 paper, several sheets per child, Scissors, Paperclips Rulers, <i>Handout</i>	- Compare and group together a variety of everyday materials on the basis of their simple physical properties - Identify and name a variety of everyday materials, including wood, plastic, glass, metal, water, and rock	People fly by using feathers. Complete the statement: Two brothers called Orville and Wilbur {{Wright}} were the first to invent an aeroplane that {{flew}}! What is a glider? True or false: Over 100 years ago, Orville Wright flew the first aeroplane for the first time for a total of 12 seconds. What was the name of the first plane flown by Orville Wright?
Performing simple tests	sponge, absorb, swell, non-absorbent, oil spill	Explore the absorbency of different materials.	Absorbency Test , A bowl or tub of water, Strips of the following materials (approximate 1cm x 10cm) - toilet paper, kitchen paper, white paper, craft paper, felt/ cloth, ruler, food colouring (optional), <i>Handout</i>	- Compare and group together a variety of everyday materials on the basis of their simple physical properties - Explore, name, discuss and raise and answer questions about everyday materials so that they become familiar with the names of materials and properties such as: absorbent/not absorbent; opaque/transparent. Pupils should explore and experiment with a wide variety of materials	What is an oil spill? True or false: A wet sponge will absorb (soak up) more water than a dry sponge. True or false: An oil tanker is a type of boat that carries oil from one place to another over the oceans. Complete the statement: Cotton {{absorbs}} oil but not {{water}}. This is why it is a good fabric to use when soaking up oil spills in the {{ocean}}. Which of these is absorbent?



Year 1 Uses of Everyday Materials



Know everyday uses of magnets



Recognise a variety of widely used materials



Understand why materials are chosen for specific tasks



Understand that magnets only attract certain metals



Understand that magnets have a north and south pole



Know how to test materials for their strength; understand that some materials are natural, and some are man-made

Scientific Enquiry Covered	Rocket Words Covered	Name of Task / Tasks	Resources Needed	National Curriculum Reference	Summative Quiz Questions
Identifying and classifying	magnet, magnetic force, pull, motor, microphone	Explore different materials to find out if they are magnetic.	Magnets in Objects Objects that contains magnets (optional) Video Handout	- Compare and group together a variety of everyday materials on the basis of their simple physical properties - Explore, name, discuss and raise and answer questions about everyday materials so that they become familiar with the names of materials and properties such as: hard/soft; stretchy/stiff; shiny/dull; rough/smooth; bendy/not bendy; waterproof/not waterproof; absorbent/not absorbent; opaque/transparent. Pupils should explore and experiment with a wide variety of materials	True or false: A paperclip is magnetic. True or false: A book is magnetic. True or false: Paper is magnetic. Which of these are magnets? Complete the statement: A horse can {{pull}} a cart.
Observing closely using simple equipment	wood, plastic, paper, can, material	Observe various items and describe them to understand what material they are made from.	Where Did It Come From? Five items (students choose) Handout	- Distinguish between an object and the material from which it is made - Identify and name a variety of everyday materials, including wood, plastic, glass, metal, water, and rock - Describe the simple physical properties of a variety of everyday materials	Recycling means to make something new out of things that have been used before. All materials come from nature, for example paper is made from Select... , glass is made from Select... , and metals are taken out of special types of Select... . Which of these can be recycled? Trees are made of..? What things can you find in a can?
Performing simple tests	bridge, beam bridge, material, tower, triangle	Look at the Handout for examples of different objects and pick which material is best suited for the job.	<i>Which Material is Best</i> Handout <i>Mr Moody's Bad Day</i> Video	- Distinguish between an object and the material from which it is made - Identify and name a variety of everyday materials, including wood, plastic, glass, metal, water, and rock - Describe the simple physical properties of a variety of everyday materials	How many sides does a triangle have? True or false: A triangle is the strongest shape. Which of these would be a good material for a bridge? Complete the statement: A beam bridge is made of {{towers}} that have boards across them to make the road. Some {{bridges}} are over 2 thousand metres long! Who or what uses bridges?
Identifying and classifying	iron, non-magnetic, magnetic, steel, copper	Testing magnetism	Testing Magnetism, 1 magnet per child/pair, A selection of materials to test i.e. card, sponge, rubber etc. It is a good idea to include, paperclips, iron nails as examples of magnetic, materials but also include aluminium foil to show not all metals are magnetic. <i>Paperclip Challenge</i> , Horseshoe magnets, Paperclips, Handout	- Distinguish between an object and the material from which it is made - Identify and name a variety of everyday materials, including wood, plastic, glass, metal, water, and rock - Describe the simple physical properties of a variety of everyday materials	Which of these objects are magnetic? Complete the statement: Some magnets are shaped like a {{horseshoe}}. True or false: All metal is magnetic. True or false: Some magnets are flat. True or false: Magnets can be used to pick up aluminium cans.
Performing simple tests	north pole, south pole, magnetic field, repel, attract	Does it make a difference if your needle has a greater strength of magnificatio?	Observing Attraction and Repulsion 2 bar magnets per group 2 books per group piece of string Handout	Distinguish between an object and the material from which it is made - Identify and name a variety of everyday materials, including wood, plastic, glass, metal, water, and rock - Describe the simple physical properties of a variety of everyday materials	When people get lost they use this to find their way (slide 9). Complete the statement: {{Magnetite}} is a rock which is also called {{lodestone}}. True or false: Repel means to pull towards you. True or false: Cows live in a magnetic field. True or false: Some tools have magnets in them.
Performing simple tests	suspension bridge, cable, man-made material, natural material, bamboo fibre	Using recycled materials, who can build the strongest bridge?	<i>Build a Bridge Challenge</i> Recycled / craft materials i.e. Straws Sticky Tape Cardboard Pipe cleaners Books Weights or coins (must all be the same size) Investigation sheet Handout	- Compare and group together a variety of everyday materials on the basis of their simple physical properties	Name some natural materials (things made or taken from nature). True or false: Bamboo is a plant. Complete the statement: A suspension bridge has tall towers and lots of {{cables}} (like a thick rope) to help hold the road up. Cables are sometimes made of bamboo fibre but mostly made of steel, which is a human-made {{metal}}. Name 2 types of bridge. True or false: Steel is a human-made material.

